

## HPH Series

Class I Division 2, Groups A, B, C and D, Class II Division 2 Groups F and G & Class III. NEMA-4X High-performance unit equipment for hazardous, damp and wet locations.



### Housing

- Class I, Div. 2, Groups A, B, C & D, Class II Div. 2, Groups F & G, Class III
- Compact gray fiberglass housing with captive screws
- NEMA-4X rated
- All external fasteners and hardware are constructed of stainless steel
- Die-cast aluminum LED heads

### Mounting

- Simple and easy to install on walls, columns and struts
- Column installation bracket sold separately (order catalog number: PMK1-E)
- 1/2" NPT conduit entry on top or side

### Performance

- High temperature lead-calcium battery operates 32°F to 122°F (0°C to 50°C) and nickel-cadmium battery operates 50°F to 104°F (10°C to 40°C) ; optional cold-weather -40°F to 122°F (-40°C to 50°C)
- 15W high efficacy LED emergency heads outperform traditional 50W MR16-IR halogen
- Innovative head design: four-LED and dual-driver provide illumination even in case of unexpected component failure

### Classification for hazardous locations

Lamp rating	Temperature code	Maximum temperature	
		Nickel-cadmium Ta= 104°F/40°C	Lead-acid Ta= 122°F/50°C
L15 (15W)	Class I Division 2 Groups A, B, C and D	T3C	T3A
	Class II Division 2 Groups F and G; Class III	T5	T5
No heads	Class I Division 2 Groups A, B, C and D		T4A
	Class II Division 2 Groups F and G; Class III		T6

### Electronics

- Infra-red remote control tester included in all models: allows testing the equipment without the need to climb a ladder. Distance range up to 30 ft. Universal, one remote control may test all the units on the job
- Pulse plus charger
- Low voltage disconnect
- Automatic brownout protection
- Battery lock-out
- Fused output circuit
- Standard Advanced Diagnostics
- Optional Nexus® monitoring system
- 120/277 60Hz

### Approvals

- UL 924 listed
- Listed to the UL844 Standard for Class I, Division 2, Groups A, B, C & D, Class II, Division 2, Groups F & G and Class III
- BC – California Energy Commission Title 20

### Warranty

- Unit has five-year limited warranty
- Detailed warranty terms located on page 202 or online at: [www.emergi-lite.com/usa/files/EL\\_Warranty.pdf](http://www.emergi-lite.com/usa/files/EL_Warranty.pdf)

### Remote test control



### Power consumption

Temperature	Specs
Standard temperature range	120/277VAC, 60Hz, 0.30/0.15A
Cold-weather option	120/277VAC, 60Hz, 0.70/0.35A

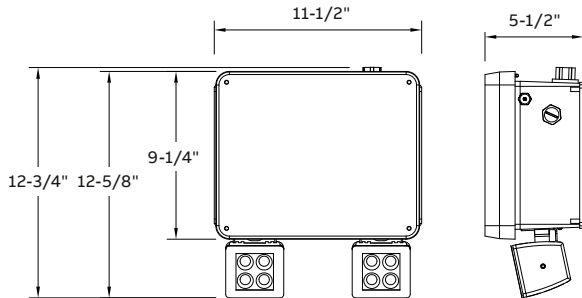
### Unit rating

Model	Battery capacity in watts <sup>1</sup>			
	1-1/2 hrs	2 hrs	3 hrs	4 hrs
12HPHM30	30	20	15	10
12HPHM60	60	40	30	20
12HPHN40	40	36	24	18
24HPHN90	90	72	48	36

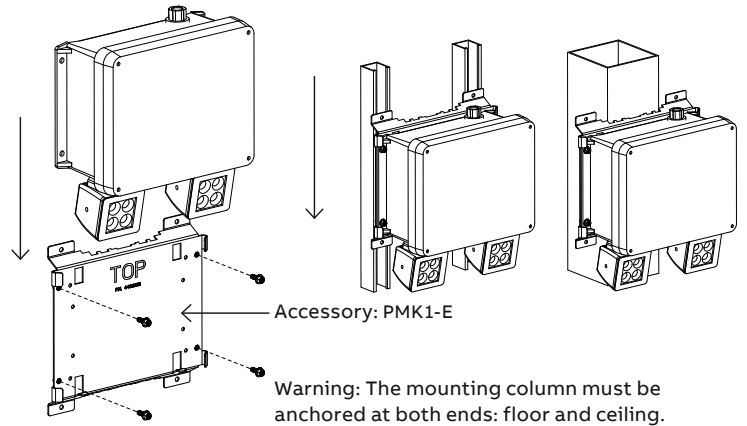
<sup>1</sup>The cold-weather option is only rated for 90 minutes

**Dimensions**

Dimensions are approximate and subject to change.



**Installation**



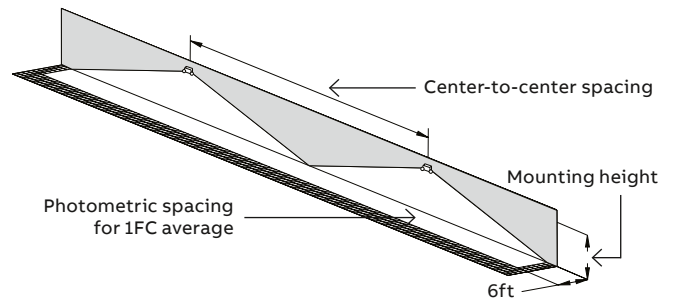
**Photometric performance**

Whether installed indoors or outdoors, the **HPH Series** of LED emergency lights deliver a stable and consistent illumination on the path of egress for a wide range of mounting heights.

Mounting height	Spacing center-to-center (feet)	
	Lamp L15 / 15W, 1300LM	
10 ft.	140	
15 ft.	135	
20 ft.	130	
25 ft.	120	

Industrial environment: wall mounted equipment, reflectances: 10/10/10; 6-ft. wide illumination path. Illumination as per NFPA101; Average: 1fc; Min: 0.1fc; Max/min < 40:1

LED head	Power	Total lumens	Out-perform spacing of incandescent lamps
L15	15W	1300	50W MR16 halogen



**How to order**

Series	Battery type and capacity	# of heads	LED heads	Diagnostic	Options	Approval
<b>12HPH</b> = 12V high-performance Cl. I Div.2, Cl. II Div.2, Cl. III	<b>Lead-calcium</b>	<b>0</b> = No head	<b>L15</b> = 12-24V, 15W (1300 Lumens)	<b>D</b> = Advanced Diagnostic, non-audible <sup>1</sup> <b>DA</b> = Advanced Diagnostic, audible <sup>1</sup> <b>ND</b> = No Advanced Diagnostic <b>NEXRF</b> = NEXUS® wireless (contact your sales representative) <sup>1</sup>	<b>D3</b> = Time delay 15 min. <b>RFI</b> = Radio frequency interference filter <b>CW4</b> = Cold-weather package -40°C / -40°F <sup>3</sup>	<b>CEC</b> = CEC Title 20 for California <sup>2</sup>
	<b>M30</b> = 12V-30W, lead-calcium battery 32°F to 122°F [0... 50°C]	<b>1</b> = One head				
	<b>M60</b> = 12V-60W, lead-calcium battery 32°F to 122°F [0... 50°C]	<b>2</b> = Two heads				
<b>24HPH</b> = 24V high-performance	<b>Nickel-cadmium</b>	<b>N40</b> = 12V-40W, nickel-cadmium battery 50°F to 104°F [10... 40°C]				
	<b>N90</b> = 24V-90W, nickel-cadmium battery, temperature= 50°F to 104°F [10... 40°C]					

**Example: 12HPN402L15DRFI**

To order separately:  
Universal mounting bracket: PMK1-E

<sup>1</sup>Minimum load required: 20% of load capacity

<sup>2</sup>Available with lead-calcium models only

<sup>3</sup>Available on 12 volt equipment only