

Emergi-Lite®

RA Series – Recessed architectural battery unit or remote fixture

Versatile emergency lighting solution



- Design
- Performance
- Quality

RA Series – Recessed architectural battery unit or remote fixture

Features demonstration

Product design

- Compact spring mounted design
- Thermoplastic decorative trim-plates available round or rectangular
- 2 choices of colour available in black and white
- No visible screws
- Matching remote fixture

Compliance

- UL 924 Certified
- Listed UL-924 for damp locations: 50° to 104°F (10° to 40°C)
- Listed NSF, non-food zones
- Listed CEC Title 20

Nexus®Pro     



Unit testing

- Infrared remote test control up to 30 ft
- Self-test and diagnostic functions operated by micro-controller
- Nexus®Pro - intelligent emergency lighting management system

With digital solutions, building owners now can have peace of mind knowing their buildings are safer than ever.

- Easily monitor and test emergency lighting anywhere at anytime without the need for power supply disruption
- Real-time self-monitoring and maintenance notifications if units stop functioning



Remote test control



Plenum ceiling installation



Standard suspended ceiling installation

Lighting performance

- Four high-intensity LED sources with redundant connections
- Correlated colour temperature of 5000K
- Space coverage ranges from 68 to 80 ft.
- Fixed optics, optimized light distribution for ceiling heights of up to 12 ft.

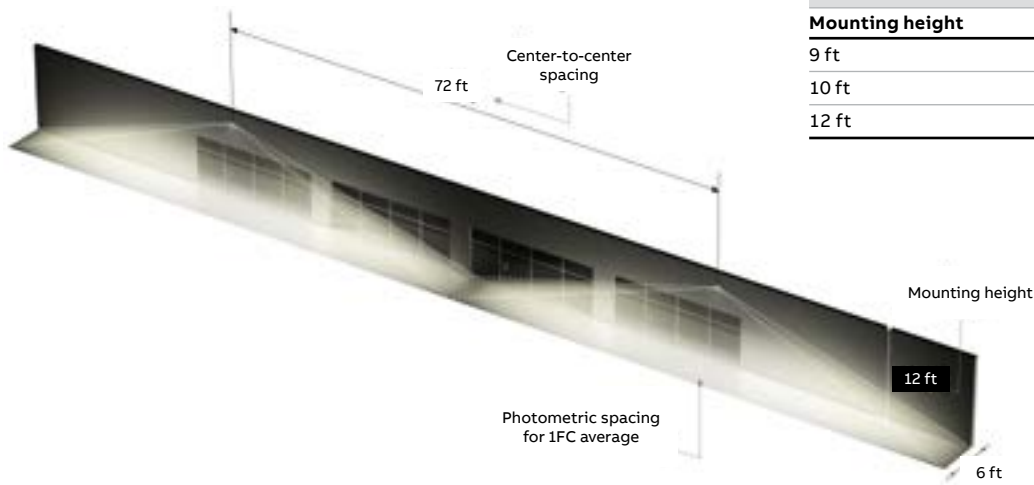


Table A: Standard unit – 6 ft wide corridor¹

Mounting height	Spacing center-to-center
9 ft	68 ft
10 ft	80 ft
12 ft	72 ft




Table B: Option “square distribution pattern” – single unit coverage¹

Mounting height	Room size	Room surface
10 ft	27 ft x 27 ft	729 square feet

¹Note: Illumination levels as per the Life Safety Code (NFPA 101): Average 1 fc, Minimum 0.1 fc, Max-to-min ratio 40:1. Typical reflectance levels of walls/ceiling/floor: 80/50/20.

RA Series – Recessed architectural battery unit or remote fixture

Versatile emergency lighting solution

The new RA series battery unit or remote fixture are versatile emergency lighting devices built for architectural and commercial spaces.

Illuminate hallways and open areas such as museums, offices, building corridors with a compact, discrete device.



RA Series – Recessed architectural battery unit or remote fixture

Benefits

Cost effective

Our new battery or remote fixture provides superior lighting performance through four high-intensity LED sources with space coverage of up to 80 ft, minimizing the number of fixtures required.

Installation efficiency

With fixed optics, this unit does not require lamp aiming or beam adjustments which prevents human error. Once installed, the path of egress is optimally illuminated. The RA series battery unit or remote fixture can easily be spring mounted in a drywall ceiling.

Enhanced safety and protection

With infrared remote test control, there is no need to climb a ladder and manually test devices. Devices can be easily tested with our remote control, diagnostics or our intelligent emergency lighting management system, Nexus®Pro.

Durability

Designed, manufactured, tested and shipped from Canada, the RA series battery unit or remote fixture meets North American quality standards.

Made from durable thermoplastic faceplate and an all metal backbox enclosure, this device is suitable for office spaces and high-traffic areas. The device comes with a long-life, high-temperature rated Lithium battery.

How to order – Battery unit

Color	Series	Input voltage	Unit type	Options
B= Black W= Factory white	RA= Recessed architectural	Blank= 120 to 277VAC, 50/60Hz POE= power over ethernet	Blank= standard charger D= advanced diagnostics, non-audible NEXP= IOT Nexus®Pro	Blank= no options D3= 15 minute time delay P= plenum/type IC rated SQ= Square distribution pattern

Example: WRAP0EDD3

How to order – Remote fixture

Color	Series	Input voltage	Options
B= Black W= Factory white	RAR= Recessed architectural remote fixture	AC= 120 to 277VAC, 50/60Hz DC= 6 to 24VDC	Blank= No options P= Plenum/type IC rated SQ= Square distribution pattern

Example: WRARDCP



Emergi-Lite

Please visit our website:
emergi-lite.com

All information contained in this brochure is subject to change due to engineer design, errors and omissions. Illustrations and diagrams within this brochure may vary from actual products.

© Copyright 2020 ABB. All rights reserved.
Printed in Canada. 10/20. EL-US-RA-Brch