

Premier™ Combination Series

Specification-grade, LED, thermoplastic, snap-together combination unit



Construction

- White or black UV stabilized thermoplastic enclosure
- Clear polycarbonate lens covers
- Choice of MR16 LED lamp wattages
- 6 inch EXIT lettering legend, available in red or green
- Field-selectable chevrons

Mounting

- Surface mount
- Canopy included for ceiling mount applications
- Universal J-box mounting

Choice of battery

- 6V or 12V lead-calcium battery
- 6V or 12V nickel-metal hydride battery

Special wording panels

- Available, contact your sales representative with your design requirements

Electronics

- Optional Advanced Diagnostics
- Optional Nexus® monitoring system
- 120/277 60Hz

Approvals

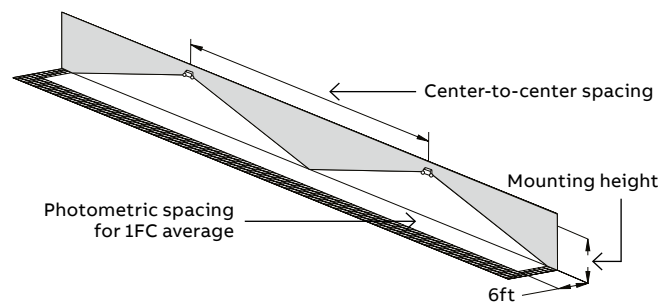
- UL 924 standards listed
- Nickel-metal hydride battery combination units UL listed for damp location (50°F to 104°F, 10°C to 40°C)
- Meets NFPA101 (Life Safety Code), NFPA 70 NEC, OSHA illumination standards

Warranty


- Unit has a five-year warranty
- Detailed warranty terms located on page 178 or online at: www.emergi-lite.com/usa/files/EL_Warranty.pdf

Photometric performance

Lamp	Spacing center-to-center (feet)	
	7' mounting height	15' mounting height
LA	39'	34'
LG	49'	39'
LI	68'	54'
LJ	89'	80'



Housing color



White



Black

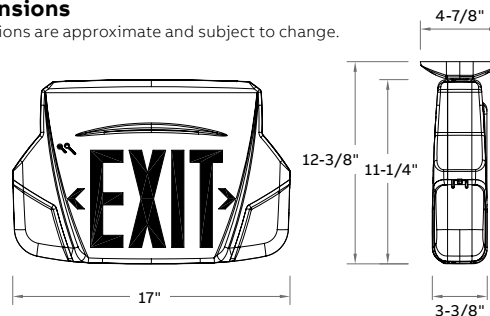
Double face configurations

Convert single face to double face in the field

Red/white	005715-E
Red/black	005716-E
Green/white	005717-E
Green/black	005718-E

Dimensions

Dimensions are approximate and subject to change.



Power consumption and unit rating

Model	AC specs	Battery capacity in watts					
		1-1/2 hrs	2 hrs	3 hrs	4 hrs		
Exit sign module	Battery type	120/277VAC	Less than 2W	-	-	-	-
612M	Lead-calcium	120/277VAC	0.11 / 0.05 A	12	8	-	-
624M	Lead-calcium	120/277VAC	0.11 / 0.05 A	24	16	12	9
1224M	Lead-calcium	120/277VAC	0.22 / 0.08 A	24	16	12	9
612H	Nickel-metal hydride	120/277VAC	0.11 / 0.05 A	12	9	-	-
1224H	Nickel-metal hydride	120/277VAC	0.22 / 0.08 A	24	18	12	9
1240H	Nickel-metal hydride	120/277VAC	0.22 / 0.08 A	40	30	20	15
1250H	Nickel-metal hydride	120/277VAC	0.22 / 0.08 A	50	36	24	18

Accessories (order as a separate item)

Description	Suffix
Wire guard (wall mount)	WG2-E
Pendant white	PRE-P-WH ¹
Pendant black	PRE-P-BK ¹

¹Specify pendant length in inches

How to order

Housing color	Series	Voltage/capacity/battery	Faces	Legend color
W= White B= Black	PR= Series	Lead-calcium 612M= 6V-12W, lead-calcium 624M= 6V-24W, lead-calcium 1224M= 12V-24W, lead-calcium Nickel-metal hydride 612H= 6V-12W, NiMH, rated damp location 1224H= 12V-24W, NiMH, rated damp location 1240H= 12V-40W, NiMH, rated damp location 1250H= 12V-50W, NiMH, rated damp location	1= Single face (ceiling or wall mount) 2= Double face (ceiling mount) 1N= Single face no canopy (wall mount) 4= Universal (2 faces, back plate and canopy)	G= Green legend R= Red legend

# of heads	Lamp type/wattage	Options
Blank= No heads 2= Two heads	LA= 6V-4W, MR16 LED LG= 12V-4W, MR16 LED LI= 12V-5W, MR16 LED LJ= 12V-6W, MR16 LED	Blank= No option -AD= Advanced Diagnostics (audible) ¹ -ADNA= Advanced Diagnostics (non-audible) ¹ -NEX= Nexus® wired (contact your sales representative) ¹ -NEXRF= NEXUS® wireless (contact your sales representative) ¹ -BA= Brushed aluminum exit stencil -D3= Time delay (15 minutes) -FA= Fire alarm activated flasher -FBF= Flasher buzzer + fire alarm activated flasher -FL= Flasher -FZ= Flasher buzzer -VR= Tamper-proof screws ² -VR1= Polycarbonate shield with tamper-proof screws ²

Example: WPR612M1R2LA

¹Not available with 1250H, must connect minimum 20% load capacity

²Not available with universal faces