



## Prestige Floor Proximity Exit

**LED Die Cast Aluminum  
Surface or Recessed Mount  
AC-only or Self-Powered Master**

- AC-dual circuit models
- DC-remote models supplied by “Master” exit signs (Prestige DX Series)
- Master Exit sign with self-powered, self-diagnostic features.



**Sealed Maintenance-Free Battery**  
 • Nickel-Cadmium

The **Prestige LED Floor Proximity Series** unique design promises bold visual performance that will enhance safety while providing an elegant design that will complement a variety of interiors. This versatile series is available for surface or recessed mounting at the floor level and is available as: AC-only, AC-dual circuit, and as a DC-remote fixture supplied by a “master” Exit sign of the “Prestige DX Series”.

### Standard Features

- Stand Alone AC-Only and Self-Powered Units: 120/277Vac dual voltage
- Low Energy Consumption LED Light Source (see power consumption chart).
- LED's provide excellent visual performance, high reliability and low maintenance costs. Red LEDs are of ALINGAP technology.

#### Self-Powered Master Units:

- Self Contained Batteries and circuitry are inside the housing.
- Continuous self-diagnostic monitoring is standard
- Batteries are sealed, maintenance-free Nickel-Cadmium for superior performance and long life.
- Universal knock-out chevrons standard on exit door.
- Provides 90 minutes of emergency operation and remote power for proximity exit sign.

#### Slave Units:

- Power supplied from the DX/DXN Series Master Units Only.
- Universal knock-out chevrons standard on face panel.

### Power Consumption

	Model	AC Specs		DC Specs	
RED	AC-only	120/277 Vac	1.2 W	-	-
	AC-2 Circuit	120/277 and 277/277 Vac	2.6 W	-	-
	Self-powered	120/277 Vac	3.8 W	NiCad battery	Min. 90 minutes
GREEN	AC-only	120/277 Vac	0.9 W	-	-
	AC-2 Circuit	120/277 Vac 277/277 Vac	3.3 W	-	-
	Self-powered	120/277 Vac	5 W	NiCad battery	Min. 90 minutes

### Self-Test/Diagnostic Feature

The self-test/diagnostic feature continuously monitors the charger assembly, battery and LED assembly current. If a fault is indicated, the external service required indicator will illuminate. The internal fault indicators will then indicate the nature of the fault. The self-test/diagnostic will self test for 30 seconds every 30 days, 30 minutes every 60 days and 90 minutes annually. Meets NFPA 101 Life Safety Code requirements for periodic testing.

### Optional Features

<b>Description</b>	<b>Add Suffix</b>
Vandal resistant shield and screws .....	-VR1

NOTE: Certain option combinations may affect the listing.  
 Please contact the factory for specifics.

### Unit Warranty\*

The Prestige LED Floor Proximity Series has a 5-year full warranty. Each unit is fully computer tested.

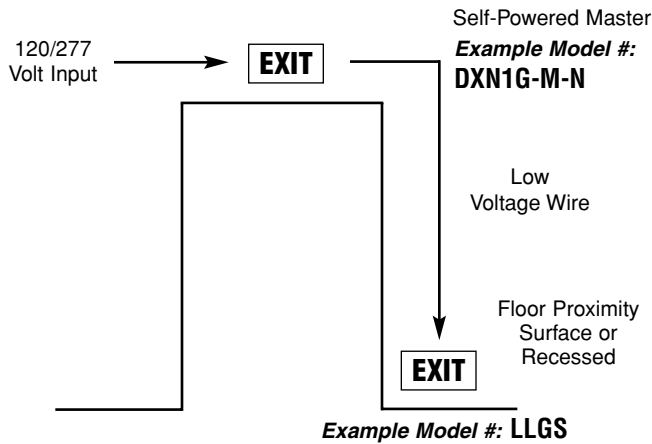
### Battery Warranty\*

**Sealed Nickel-Cadmium:** 10 year life expectancy  
 5-year Full Warranty, plus 5-year pro rata warranty.

\*Subject to proper installation and maintenance.

## How To Order Typical Applications

### Self-Powered Master with Floor Proximity Unit



### How To Order

#### Self-Powered Master (Unit for above door)

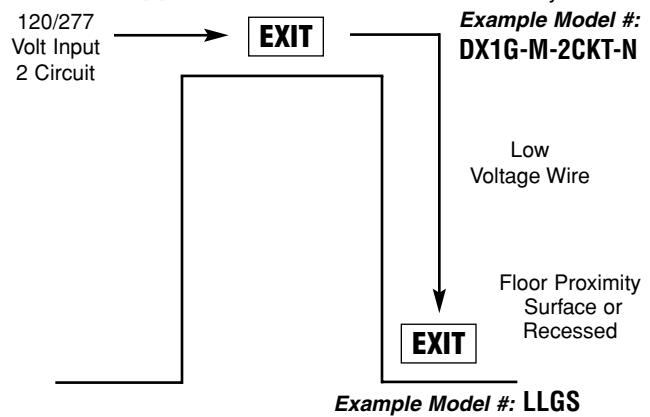
Color Option Prefix	Series	Faces	Stencil Face Lamp Color	Master Unit	Standard Series Designator
<b>Blank</b> = Brushed Alum. face, Black Body	<b>DXN</b>	<b>1</b> =Single Face <b>2</b> =Double Face	<b>R</b> =Red <b>G</b> = Green <b>Open face*</b> <b>RW</b> = Red/White <b>GW</b> = Green/White	<b>M</b>	<b>N</b>

#### Floor Proximity Unit (Unit on side of door)

Color Option Prefix	Series	Stencil Face Lamp Color	Mounting	Option
<b>Blank</b> = Brushed Alum. face, Black Body <b>W</b> =All White <b>B</b> =All Black	<b>LL</b>	<b>G</b> = Green	<b>R</b> =Recessed <b>S</b> =Surface	<b>VR1</b>

\*Open face required for special wording.

### AC-Only Master with Floor Proximity Unit 2 Circuit Application



### How To Order

#### AC-Only Master (Unit for above door)

Color Option Prefix	Series	Faces	Stencil Face Lamp Color	Master Unit	Circuit	Standard Series Designation
<b>Blank</b> = Brushed Alum. face, Black Body <b>WW</b> =All White <b>BB</b> =All Black	<b>DX</b>	<b>1</b> =Single Face <b>2</b> =Double Face	<b>R</b> =Red <b>G</b> =Green <b>Open face*</b> <b>RW</b> = Red/White <b>GW</b> = Green/White	<b>M</b>	<b>2CKT</b> = 2 circuit	<b>N</b>

#### Floor Proximity Unit (Unit on side of door)

Color Option Prefix	Series	Stencil Face Lamp Color	Mounting
<b>Blank</b> = Brushed Alum. face, Black Body <b>W</b> =All White <b>B</b> =All Black	<b>LL</b>	<b>G</b> = Green	<b>R</b> =Recessed <b>S</b> =Surface

\*Open face required for special wording.

## Outline and Dimensions

Dimensions are approximate and subject to change.

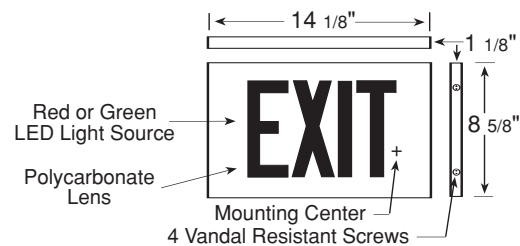
### Self-Powered/AC-Only Master

**DXN1G-M-N**  
**DX1G-M-N**



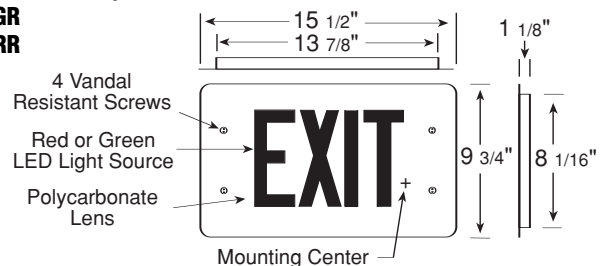
### Floor Proximity Slave Surface Mount

**LLGS**  
**LLRS**



### Floor Proximity Slave Recessed Mount

**LLGR**  
**LLRR**



For Self-Powered Low Proximity Surface Mount, see Prestige Series, with VR1 option.

For Self-Powered Low Proximity Recessed Mount, see Preceptor Series, with VR1 option.