

QuickSwitch[®]

Universal Retrofit Kit
LED Exit Sign Replacement Lamps



Make the QuickSwitch[®] choice for long life, energy savings in exit sign LED lamp replacement

Real Energy Saving...

Reduce energy consumption by up to 90%.

Real Labor Saving...

Long Life LED's eliminate the need for four times per year relamping typical of incandescent exit signs.

Real Simplicity...

For single or double face signs, QuickSwitch LED replacement lamps are as easy to install as changing a light bulb. It's that simple.

LED Exit Replacement Lamps for Compact Fluorescent 5, 7 or 9 watt

Simple PLUG-IN LED lamp replacement

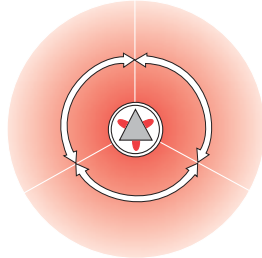
No ballasts or sockets to rewire, simply plug into existing PL based sockets

Reduce energy consumption to 1.6 watts per LED lamp including ballast

Superior Illumination

3 rows of LEDs in each lamp provide 360 degrees of illumination for single or double face signs.

**360°
of Illumination**

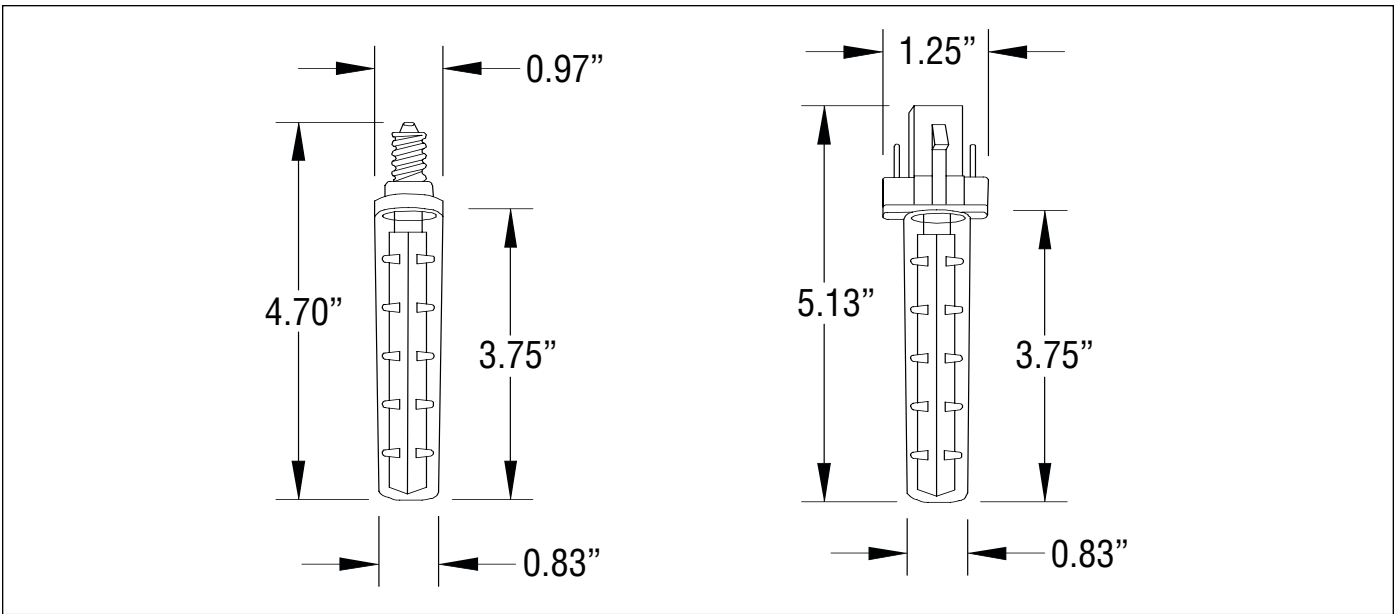


QS Kits are Simple to Order

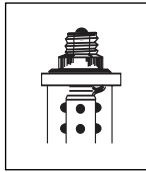
Each QS kit contains 2 LED lamps to retrofit one exit sign, single or double face.

Outline and Dimensions


Dimensions are approximate and subject to change.



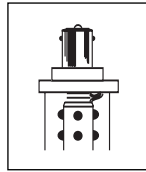
QS-C
Candelabra
Base




QS-I
Intermediate
Screw Base



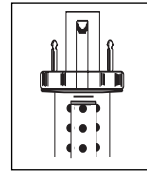
QS-B
D.C. Bayonet
Base



QS-M
Medium
Screw Base

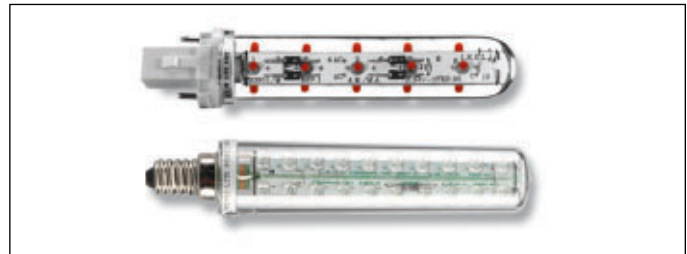


QS-F30
PL 5, 7 or 9
Watt Base



Power Consumption

Model	AC Specs	
QS	120Vac	0.90W
QS-F	120Vac	1.6W



How To Order (example)

QS Model	-C Base
QS = Standard version	-C = Candelabra -I = Intermediate -M = Medium -B = Bayonet -F = Compact fluorescent

Warranty

QuickSwitch LED replacement lamps carry a full 5 year warranty.

Subject to proper installation and maintenance.