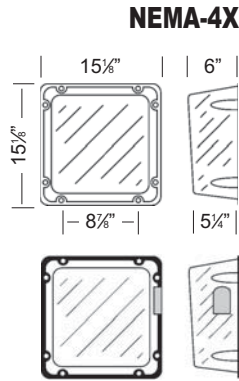


# Unit Accessories

## Catalog Number VRS or VRS-4X

### Application

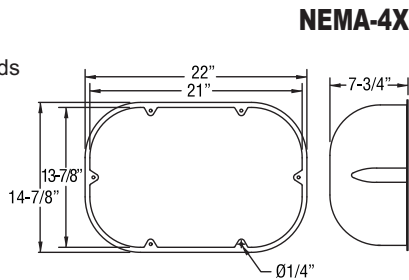
- ME Series with top mounted heads
- PS Series all mountings
- X10 or X30 Series LED, Incandescent (wall mounted) AC and AC/DC or Self-Powered exit with no mounted heads
- ECL & ECLXN Series LED (wall mounted) AC and AC/DC or Self-Powered
- Preceptor Series LED, Incandescent (wall mounted) AC and AC/DC



## Catalog Number VRS-BB or VRSBB-4X

### Application

- JS Series (small cabinet) top or front mounted heads
- ME Series with top or side mounted heads
- ECC & ECM Series (small cabinet)

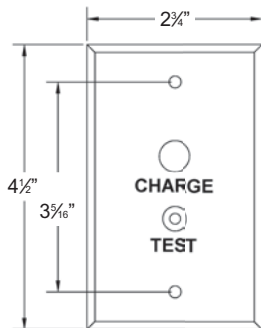


## Remote Test Switch

Make testing your ceiling mounted equipment easier with the remote test switch. Compatible with 120 or 277 VAC circuits, the remote test switch will interrupt the line voltage to your equipment by means of a momentary push button switch. AC on/Charge status indicator lamp assures that power is going to your emergency lighting.

### How To Order

- Metal faceplate, chrome ..... **RTS**
- Plastic Faceplate, off white ..... **RTS-1**

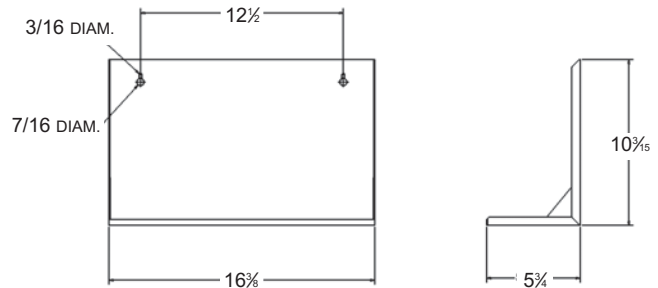


## MP3 Mounting Platform

Constructed of 18 gauge. steel, the MP3 mounting platform will accommodate all our unit equipment in our 'B' cabinet.

### How To Order

- Mounting platform..... **MP3**
- Mounting platform, gray..... **MP3-GY**



## MP6, MP12, MP24 Mounting Platform

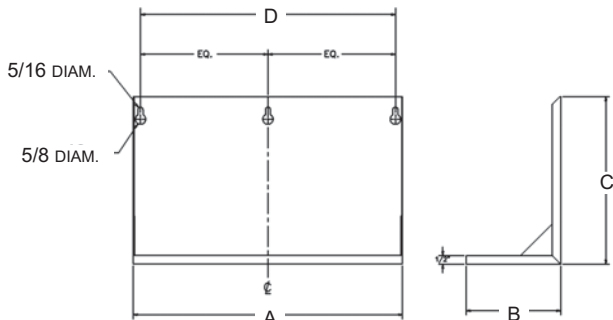
Constructed of 18 gauge. Steel, the MP6, MP12, and MP24 mounting platform will accommodate our unit equipment in our 'C', 'D', and 'E' cabinets respectively.

### How To Order

- Mounting platform (whist)..... **MP6**
- Mounting platform (whist)..... **MP12**
- Mounting platform (whist)..... **MP24**

Optional colors available, contact factory

Part #	A	B	C	D
<b>MP6</b>	17"	7.75"	12.25"	16"
<b>MP12</b>	27.5"	7.75"	12.25"	16"
<b>MP24</b>	27.5"	11.63"	12.25"	16"



## B1 and B12 Mounting Brackets

Constructed of 16 gauge. steel, the B1 and B2 mounting bracket will accommodate our unit equipment in our 'A' and 'B' cabinets respectively.

### How To Order

- Mounting bracket (whist) ...**B1**
- Mounting bracket (whist) ...**B2**

Part #	A	B	C
<b>B1</b>	10"	7 1/2"	7"
<b>B2</b>	14 1/4"	12 5/8"	11 3/4"

