

EXPK Series *Harsh Environment Enclosure*



The **EXPK Series** is designed specifically for industrial applications involving severely corrosive or wet environments. It is ideally suited for areas such as processing plants, marine locations, chemical plants.

UL Listed

Complies with NEC, Life Safety Code and OSHA. Approved for use in the Commonwealth of Pennsylvania.

Light Sources

- Incandescent
- **Even Illumination Red LED Light Source Uses Only 2 Watts**

Sealed Maintenance-Free Batteries

- Nickel Cadmium

Standard Features

Reliability

The EXPK Series comes complete with a 3-year full warranty.

Enclosure Data

Unit is built into a U.L. Listed NEMA enclosure that is weather and corrosion resistant. Enclosures include a uniformly illuminated polycarbonate face, sealed push-to-test switch and special venting system. EXPK exits are available in single or double face. EXPK SNX, SOX/STX is available single face only and includes two EF-11 heads.

Two Rate Constant-Current Charger

Charger offers 120/277 volt input 60 Hz., 0.3 Amp, 30 watts (other inputs available), fused output circuit(s), long-life LED indicator AC light, temperature compensation, sealed relay, low voltage battery disconnect, brownout protection and lockout (automatic battery connect).

Optional Features

Description

LED light source (red on white only)LED

Add Prefix

Description

Flasher (DC operation only)FL
 Time delay (specify 5, 10 or 15 minutes)TD
 Non-standard input voltage.....Specify
 Tamperproof locking screw (2 screws provided)TPS
 Tamperproof wrench (required for TPS assembly)TPW
 Battery disconnect switch (SNX only)BD
 Wire guard (EXPK NEMA 4X wall mount only)WG9
 Wire guard (EXPK SOX/STX wall mount only)WG4
 Special exit facesContact factory

Add Suffix

EXPK SOX/STX Only

Single EF-11 **par 36 6 volt 6 watt lamp head mounted1 EF-11(XA)
 Double EF-11**par 36 6 volt 6 watt lamp head mounted2 EF-11(XA)

**Halogen sealed beam lamp standard. See lamp data sheet for other lamps

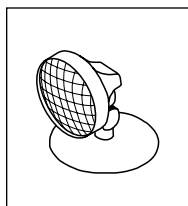
Optional Lamps

All exits are furnished complete with 2 AC lamps and 2 DC lamps if required. 6, 12, and 24 volt lamps are 3 watt standard. Optional 5 watt lamps available. (Specify Suffix)

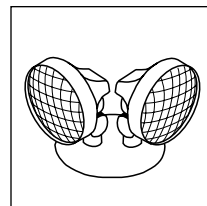
Lamp Type	Voltage	Watts	Catalog #	Add Suffix
AC 15T6145 Candelabra Base	120 V	12 W	570.0013	–
DC Self-Powered Wedge Base	6 V	3 W	570.0015	–
EXPK enclosure only DC Remote Powered Wedge Base	6 V	3 W	570.0015	–
	12 V	3 W	570.0043	(ZE)
	12 V	5 W	570.0100	(ZJ)
	24 V	3 W	570.0101	(ZI)
	24 V	5 W	570.0072	(ZK)
EXPK enclosure only DC Remote Powered (DCBB) Double Contact Bayonet Base	6 V	5 W	570.0017	(JD)
	32 V	5 W	570.0082	(JG)

Typical Remote Fixtures


EXPK Series units have the capability to be combined with remote fixtures. For example:



EF-11(XA)
Weather Resistant head with mounting plate.
6 watts



EF-11D(XA)
Twin Weather resistant heads with mounting plate.
6 watt x 2= 12 watts



EXPK
Weather and chemical resistant exit sign.
6 watts DC per exit

For other remote fixtures available, see lighting fixture section.

How To Order

EXPK exit signs are available in a wide variety of types, mountings, faceplates/arrows, legends, voltages, etc. To make your selection easier, we have listed the standard configurations in the chart below. When ordering, and in addition to the basic catalog number, you must specify the color of faceplate and arrows, as indicated at right. Insert these suffix letters in the space provided by the asterisk (*). Add options to end of model number. As an example:




12 - EXPK - E - 277 - *RW - *AR - TD

DC Volt Series Mounting AC Volt Letters Arrow Option
 (12 volt) (End) (277 volt) Red letter/ White background (right) Time delay
 Includes standard lamp

Faceplate Selection

Description **Add Suffix**
 Red (letters)/White (background)RW
 White (letters)/Red (background)WR
 Green (letters)/White (background)GW
 White (letters)/Green (background)WG




Directional Arrow Selection

Description **Add Suffix**
 No arrow-
 Right arrow AR
 Left arrow AL
 Dual arrow DA

Standard Configurations For EXPK Note: Specify faceplate color and arrows where asterisk(*) are noted.

Model	AC Exit		AC/DC Exit (Numerical Prefix Denotes DC Voltage)		Self-Powered Exit
	120 Volt	277 Volt	120 Volt	277 Volt	120/277 Volt
Single Face/Wall Mount 	EXPK-120-**-*	EXPK-277-**-*	6EXPK-120-**-* 12EXPK-120-**-* 24EXPK-120-**-* 32EXPK-120-**-* 120EXPK-120-**-*	6EXPK-277-**-* 12EXPK-277-**-* 24EXPK-277-**-* 32EXPK-277-**-* 120EXPK-277-**-*	EXPK-SNX-**-*
Single Face/End Mount 	EXPKE-120-**-*	EXPKE-277-**-*	6EXPKE-120-**-* 12EXPKE-120-**-* 24EXPKE-120-**-* 32EXPKE-120-**-* 120EXPKE-120-**-*	6EXPKE-277-**-* 12EXPKE-277-**-* 24EXPKE-277-**-* 32EXPKE-277-**-* 120EXPKE-277-**-*	EXPKE-SNX-**-*
Single Face/Ceiling Mount 	EXPKC-120-**-*	EXPKC-277-**-*	6EXPKC-120-**-* 12EXPKC-120-**-* 24EXPKC-120-**-* 32EXPKC-120-**-* 120EXPKC-120-**-*	6EXPKC-277-**-* 12EXPKC-277-**-* 24EXPKC-277-**-* 32EXPKC-277-**-* 120EXPKC-277-**-*	EXPKC-SNX-**-*
Double Mount/End Mount 	EXPK2E-120-**-*	EXPK2E-277-**-*	6EXPK2E-120-**-* 12EXPK2E-120-**-* 24EXPK2E-120-**-* 32EXPK2E-120-**-* 120EXPK2E-120-**-*	6EXPK2E-277-**-* 12EXPK2E-277-**-* 24EXPK2E-277-**-* 32EXPK2E-277-**-* 120EXPK2E-277-**-*	Not Available
Double Face/Ceiling Mount 	EXPK2C-120-**-*	EXPK2C-277-**-*	6EXPK2C-120-**-* 12EXPK2C-120-**-* 24EXPK2C-120-**-* 32EXPK2C-120-**-* 120EXPK2C-120-**-*	6EXPK2C-277-**-* 12EXPK2C-277-**-* 24EXPK2C-277-**-* 32EXPK2C-277-**-* 120EXPK2C-277-**-*	Not Available

Standard Configurations For EXPK SOX/STX Note: Specify faceplate color and arrows where asterisk(*) are noted.

Model	#of Heads on Unit	EXPK SOX Series Up to 12 Watts Remote Capacity	Remote Wattage Capacity 6 Volt	EXPK STX Series Up to 18 Watts Remote Capacity	Remote Wattage Capacity 6 Volt
Wall Mount 	0	EXPK-SOX-**-*	12	EXPK-STX-**-*	18
	1	EXPK-SOX-**-*-1EF-11(XA)	6	EXPK-STX-**-*-1EF-11(XA)	12
	2	EXPK-SOX-**-*-2EF-11(XA)	0	EXPK-STX-**-*-2EF-11(XA)	6
Ceiling Mount 	0	EXPK-SOX-**-*	12	EXPK-SOX-**-*	18
	1	EXPKC-SOX-**-*-1EF-11(XA)	6	EXPKC-STX-**-*-1EF-11(XA)	12
	2	EXPKC-SOX-**-*-2EF-11(XA)	0	EXPKC-STX-**-*-2EF-11(XA)	6
End Mount 	0	EXPK-SOX-**-*	12	EXPK-STX-**-*	18
	1	EXPKE-SOX-**-*-1EF-11(XA)	6	EXPKE-STX-**-*-1EF-11(XA)	12