

Lamp Data

General Information

All Emergi-Lite Lighting are furnished complete with lamps; however, *all fixtures and unit model numbers must include a lamp designation.* Unless noted otherwise on the lighting fixture data sheet, the normal lamp furnished with each lighting fixture is a 9 watt High Intensity Incandescent lamp of the designated voltage.

Example:

Fixtures

EF 18 (ZD)
EF 18 (ZF)
EF18 (ZN)

Battery units with 2 lighting heads

LSM 110-2(ZD)-6V 9W
12LSM 110-2(ZF)-12V
24LSM 110-2(ZF)-24V

When an alternate lamp is required, refer to the lamp selection charts below, select the lamp type, the voltage and wattage required and add the symbol designation to the catalog number. *Not all lighting fixtures and lamp types are compatible always check individual lighting fixture data sheets.*

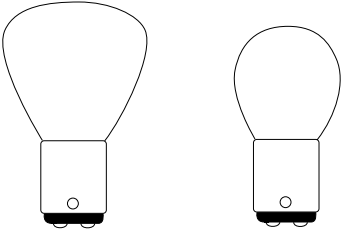
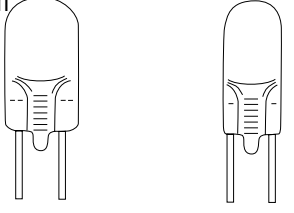
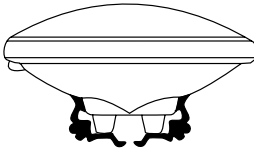
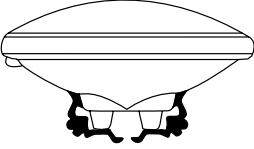
Example:

A normally furnished lamp: *EF 18 (ZD)-6V 9 W*

Lighting head requiring different lamp: *(6V 25W Sealed Beam Lamp)*

Change catalog number to: *EF 18 (UC)*

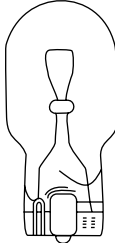
High Intensity Tungsten (HIT) Lamp

Lamp Type	Catalog Suffix	Voltage	Watts	Lumens	Lamp #	Bulb Type	
Double Contact Bayonet Base  RP-11 S-8	IA	6	9	175	135	S-8	
	IM	6	12	188	88	S-8	
	IB	6	18	360	136	S-8	
	IC	6	25	500	137	RP-11	
	IE	12	9	175	138	S-8	
	IN	12	12	188	94	S-8	
	IF	12	18	360	139	S-8	
	IG	12	25	500	140	RP-11	
	II	24	9	175	141	S-8	
	IJ	24	18	360	142	S-8	
	IK	24	25	500	143	RP-11	
	BI-PIN Halogen Lamps*  T-2 3/4 T-2 1/4	HA	6	6	113	784	T-21/4
		HB	6	8	163	785	T-21/4
		HC	6	10	200	787	T-21/4
HD		6	12	240	786	T-21/4	
HE		6	20	402	788	T-21/4	
HF		12	8	163	774	T-21/4	
HG		12	12	276	783	T-21/4	
HH		12	14	276	789	T-23/4	
HI		12	20	314	782	T-23/4	
Sealed Beam Halogen Lamps*  PAR 36		XA	6	6	107	H7556	—
	XB	6	8	155	H7551	—	
	XC	6	10	191	H7552	—	
	XD	6	12	227	H7553	—	
	XE	6	20	382	H7554	—	
	XF	12	8	155	H7555	—	
	XG	12	12	262	H7557	—	
	XH	12	37	756	H7616	—	
	XI	12	50	—	H7614	—	
	Sealed Beam Lamps  PAR 36	UA	6	9	110	7613	—
UI		6	12	155	4042	—	
UB		6	18	192	4014	—	
UC		6	25	385	4510	—	
UD		6	30	460	4515	—	
UE		12	12	177	4044	—	
UF		12	18	213	4414	—	
UG		12	25	395	4446	—	
UH		12	30	460	4416	—	

*Available at additional cost.

In Stock Special Order

High Intensity Incandescent Lamps

Catalog Suffix	Voltage	Watts	Lumens	Lamp #	Bulb Type	Lamp Type
ZP	6	5.4	72	939	T-5	Wedge Base  T-5
ZL	6	7.2	100	927	T-5	
ZD	6	9	150	908	T-5	
ZF	12	9	140	915	T-5	
ZG	12	12	150	912	T-5	
ZH	12	18	260	921	T-5	
ZN	24	9	140	88-388	T-5	
ZO	24	18	230	88-389	T-5	

Explosion-Proof Incandescent Lamps

A 19-medium screw base for explosion-proof fixtures only

Catalog Suffix	Voltage	Watts	Lumens	Lamp #
XX6	6	17	—	17R20
XX12	12	25	378	25A
XX24	24	25	368	143A

Single Contact Bayonet Base

An incandescent lamp with a single contact bayonet base

Catalog Suffix	Voltage	Watts	Lamp #
KA	6	20	1384
KB	12	20	1383
KC	24	20	1385

120 Volt AC Exit Lamps

Lamp Type	Catalog #	Watts	Lamp #	Base
Incandescent	88-160	12	15T6145	Candelabra Screw Base
Incandescent	88-304	20	20T6 1/2 DCIF	Double Contact Bayonet Base
Incandescent	88-306	20	20T6 1/2	Intermediate Screw Base
Incandescent	88-307	12	15T6	Intermediate Screw Base
Fluorescent	88-358	7	PL7	G23
Fluorescent	88-359	9	PL9	G23
Fluorescent	88-351	8	F8T5	—

MSA Incandescent Lamp Adapter

For HIT, DCBB or Bi-Pin Halogen Lamps

DC lamp plus adapter for medium Edison screw base socket. This device converts any incandescent fixture into an emergency fixture.

How To Order:

MSA — HB
Product Code Lamp Symbol

Note:

Lumen figures based on information supplied by lamp manufacturers, Lamp drawing shown are for shape comparison only, not actual size.

MR16 Halogen

Catalogue Suffix	Voltage	Wattage
MH	6	5.4
MI	6	6
MJ	6	10
MG	12	12
MA	12	20
MB	12	35
MC	12	50
MD	24	20

