

EPC Fixture Mounted Series

Emergency power control for generator and mini inverters. Supplies power to switched lighting fixtures.



Mechanical specifications

- UL94-5VA rating
- Shipping weight: 8 oz
- Damp location
- Temperature: 32°F - 140°F (0°C - 60°C)
- Color: Black
- Body size: 4.9" x 0.9" x 1.2"

Emergency Operation:

- The EPC-2-FM-E & EPC-2-FM-D-E will operate any lamp type in the designated fixture for the duration of the generator or mini inverter supply.

Initial illumination:

- The EPC-2-FM-E & EPC-2-FM-D-E will operate the designated lamp at full light output

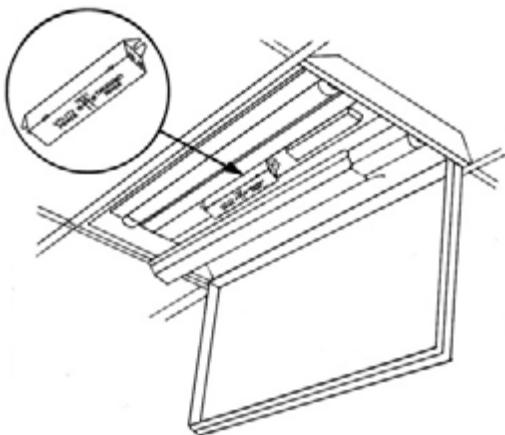
Approval:

- UL924 Listed

Wiring diagrams:

- Visit our website: <http://www.emergi-lite.com>

Mounting



Housing

- Compatible with LED, fluorescent and incandescent lamp types including standard, energy-saving, and electronic AC drivers and ballasts¹

Mounting

- Mounts directly to fixture or panel mount

Options

- 0-10V Dimming standard on the EPC-FM-2-D-E model
- Advanced Diagnostics standard EPC-2-FM-E and EPC-2-FM-D-E

Lamp types

- Filed selectable fire alarm, remote test option
- During utility power interruption, automatically connects generator or inverter circuit to emergency fixture and bypasses switching control to full light output for duration of inverter or generator supply

Lumen output

- Allows switching control of emergency fixtures during normal operation
- Allows auxiliary generator power on a switched lighting fixture

Power requirements

- Dual voltage 120/277V 60Hz

Approvals

- Meets or exceeds all National Electrical Code and Life Safety Code Emergency Lighting Requirements
- cULus certified

Warranty (subject to proper installation and maintenance)

Unit has a five-year warranty

Detailed warranty terms located on page 202 or online at:

www.emergi-lite.com/usa/files/EL_Warranty.pdf

¹When using EPC-FM-2-E and EPC-FM-2-D-E to control more than 10 emergency ballasts with a high corrective power factor capacitor, consult factory for more information regarding inrush currents.



How to order

Series

EPC-2-FM-E= Emergency transfer switch fixture mounted with Advanced Diagnostics

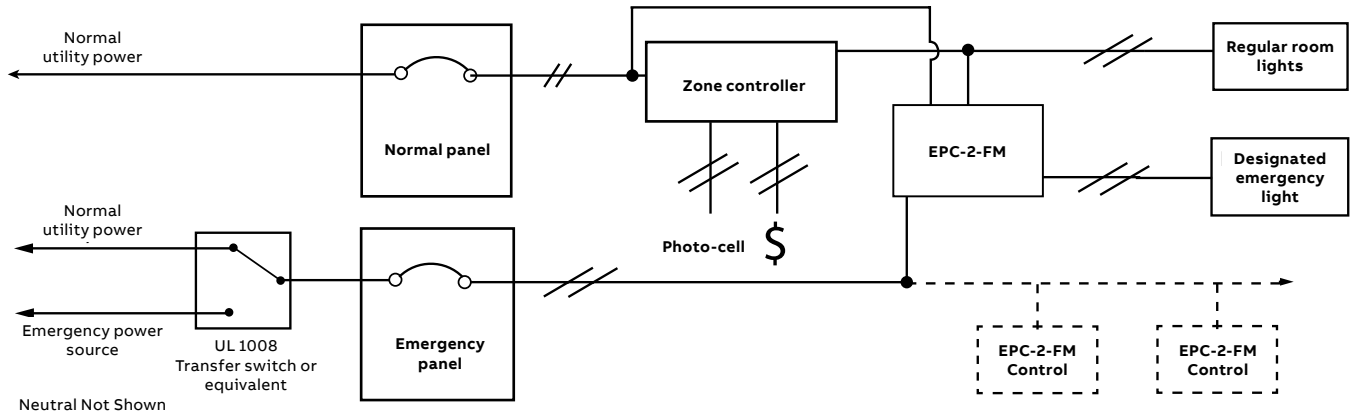
EPC-2-FM-D-E= Emergency transfer switch fixture mounted with Advanced Diagnostics and 0-10 dimming

Example: **EPC-2-FM-E**

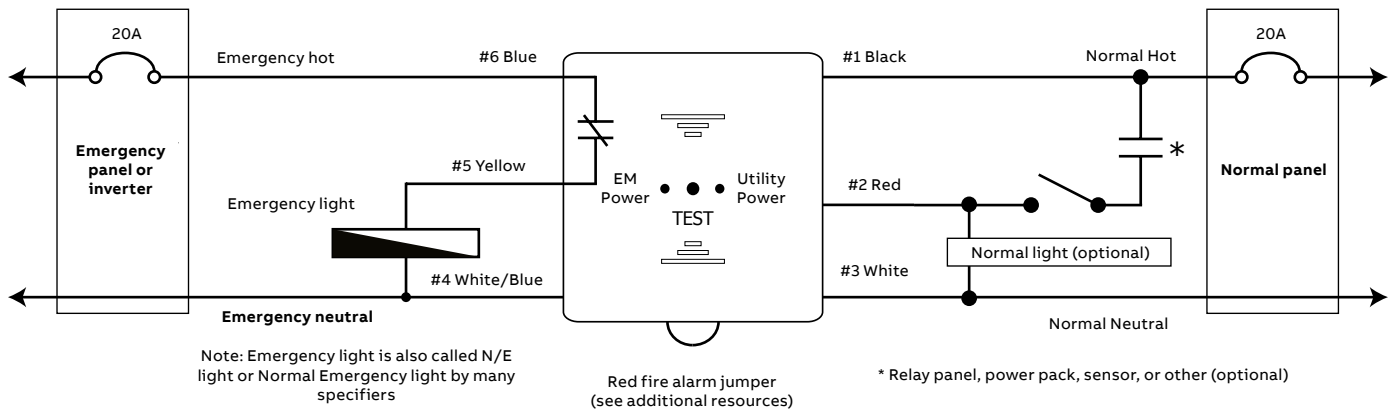
Note

When using an EPC in conjunction with an Emergi-lite mini-inverter, the inverter must be non-self/self diagnostics model.

Single line drawing



Wiring diagram



Specifications

Electrical	
Model number	EPC-2-FM
Sensing input	120V-277V
LED load rating	3A (120-277V)
Ballast load rating	5A (120-277V)
Incandescent load	360W (120V)/600W (277V)
Warranty	Five-year replacement warranty

Mechanical	
Mounting	Fixture mount, panel mount
Rating	UL94-5VA, Damp location rated
Shipping weight/Color	8 oz./Black
Temperature	32°F - 32°F (0°C - 60°C)
-	-
Body size	125mm X 25.4 mm X 30mm (L X H X W)