

## Premier™ Combination Series

Specification-grade, LED, thermoplastic, snap-together combination unit



### Construction

- White or black UV stabilized thermoplastic enclosure
- Clear polycarbonate lens covers
- Choice of MR16 LED lamp wattages
- 6 inch EXIT lettering legend, available in red or green
- Field-selectable chevrons

### Mounting

- Surface mount
- Canopy included for ceiling mount applications
- Universal J-box mounting

### Choice of battery

- 6V or 12V lead-calcium battery
- 6V or 12V nickel-metal hydride battery

### Special wording panels

- Available, contact your sales representative with your design requirements

### Electronics

- Optional Advanced Diagnostics
- Optional Nexus® monitoring system
- 120/277 60Hz

### Approvals

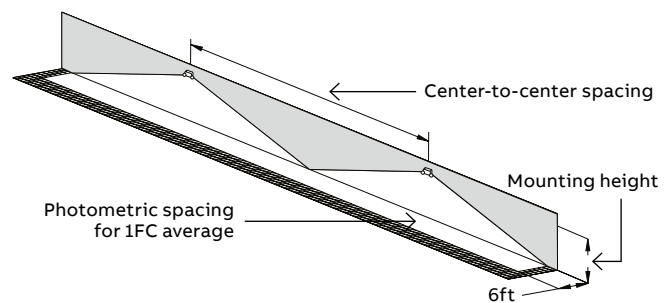
- UL 924 standards listed
- Nickel-metal hydride battery combination units UL listed for damp location (50°F to 104°F, 10°C to 40°C)
- Meets NFPA101 (Life Safety Code), NFPA 70 NEC, OSHA illumination standards

### Warranty


- Unit has a five-year warranty
- Detailed warranty terms located on page 178 or online at: [www.emergi-lite.com/usa/files/EL\\_Warranty.pdf](http://www.emergi-lite.com/usa/files/EL_Warranty.pdf)

### Photometric performance


Lamp	Spacing center-to-center (feet)	
	7' mounting height	15' mounting height
LA	39'	34'
LB	74'	57'
LG	49'	39'
LI	68'	54'
LJ	89'	80'



### Housing color



White



Black

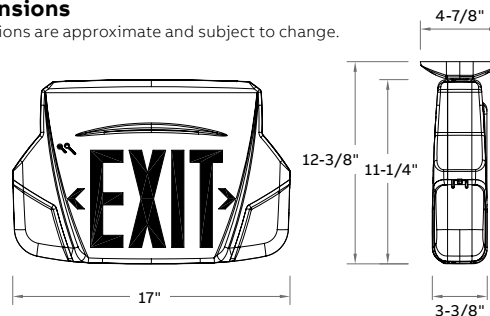
**Double face configurations**

**Convert single face to double face in the field**

Red/white	005715-E
Red/black	005716-E
Green/white	005717-E
Green/black	005718-E

**Dimensions**

Dimensions are approximate and subject to change.



**Power consumption and unit rating**

Model	AC specs	Battery capacity in watts					
		1-1/2 hrs	2 hrs	3 hrs	4 hrs		
Exit sign module	Battery type	120/277VAC	Less than 2W	-	-	-	-
612M	Lead-calcium	120/277VAC	0.11 / 0.05 A	12	8	-	-
624M	Lead-calcium	120/277VAC	0.11 / 0.05 A	24	16	12	9
1224M	Lead-calcium	120/277VAC	0.22 / 0.08 A	24	16	12	9
612H	Nickel-metal hydride	120/277VAC	0.11 / 0.05 A	12	9	-	-
1224H	Nickel-metal hydride	120/277VAC	0.22 / 0.08 A	24	18	12	9
1240H	Nickel-metal hydride	120/277VAC	0.22 / 0.08 A	40	30	20	15
1250H	Nickel-metal hydride	120/277VAC	0.22 / 0.08 A	50	36	24	18

**Accessories** (order as a separate item)

Description	Suffix
Wire guard (wall mount)	WG2-E
Pendant white	PRE-P-WH <sup>1</sup>
Pendant black	PRE-P-BK <sup>1</sup>

<sup>1</sup>Specify pendant length in inches

**How to order**

Housing color	Series	Voltage/capacity/battery	Faces	Legend color
W= White B= Black	PR= Series	<b>Lead-calcium</b> 612M= 6V-12W, lead-calcium 624M= 6V-24W, lead-calcium 1224M= 12V-24W, lead-calcium  <b>Nickel-metal hydride</b> 612H= 6V-12W, NiMH, rated damp location 1224H= 12V-24W, NiMH, rated damp location 1240H= 12V-40W, NiMH, rated damp location 1250H= 12V-50W, NiMH, rated damp location	1= Single face (ceiling or wall mount) 2= Double face (ceiling mount) 1N= Single face no canopy (wall mount) 4= Universal (2 faces, back plate and canopy)	G= Green legend R= Red legend

# of heads	Lamp type/wattage	Options
Blank= No heads 2= Two heads	LA= 6V-4W, MR16 LED LB= 6V-5W, MR16 LED LG= 12V-4W, MR16 LED LI= 12V-5W, MR16 LED LJ= 12V-6W, MR16 LED	Blank= No option -AD= Advanced Diagnostics (audible) <sup>1</sup> -ADNA= Advanced Diagnostics (non-audible) <sup>1</sup> -NEX= Nexus® wired (contact your sales representative) <sup>1</sup> -NEXRF= NEXUS® wireless (contact your sales representative) <sup>1</sup> -BA= Brushed aluminum exit stencil -D3= Time delay (15 minutes) -FA= Fire alarm activated flasher -FBF= Flasher buzzer + fire alarm activated flasher -FL= Flasher -FZ= Flasher buzzer -VR= Tamper-proof screws <sup>2</sup> -VR1= Polycarbonate shield with tamper-proof screws <sup>2</sup>

**Example: WPR612M1R2LA**

<sup>1</sup>Not available with 1250H, must connect minimum 20% load capacity

<sup>2</sup>Not available with universal faces