

EUPHR Series

Reach new heights in emergency egress lighting

The **EUPHR Series** is a **steel egress luminaire** designed to work seamlessly with **Emergi-Lite mini inverters**, engineered to deliver unparalleled performance in high-ceiling environments. Designed with patented LED technology and precision optics, it delivers focused, asymmetric illumination with unmatched uniformity - ensuring a clear path of egress while improving safety and **reducing system cost**.


Engineered for maximum efficiency

- **High mounting capability:**
Greater design flexibility
- **Superior photometry and spacing:**
Wider coverage with fewer fixtures and lower installation costs
- **Simplified maintenance:** Single-point service, lower operating costs





Drive savings with powerful performance and easy maintenance

- **High-bay versatility** – suitable for **up to 192 ft c/c spacing coverage** at greater mounting heights **up to 70 ft** where others cannot compete.
- **Advanced fixed optics** with 355° rotational flexibility for simplified aiming. Each luminaire features 2 to 4 adjustable 7W LED lamps, paired with an asymmetric lens that delivers **exceptional uniformity** - with a min:max ratio as tight as 1:1.1 - ensuring consistent, code-compliant illumination.
- Centralized **mini inverter system** with convenient floor-level access for cost-effective maintenance. Supports up to 277V. **Run up to 81 fixtures with one inverter.**



Maximized luminaire spacing reduces fixture counts, and paired with mini inverters, lowers installation and maintenance costs.

Types of applications



Choosing the **EUPHR Series** solution means selecting a next-generation egress lighting system that delivers peace of mind, optimizes installation and lifecycle costs, and integrates seamlessly into high-ceiling environments with precision and subtle design.

For more information, contact your local **Emergi-Lite** representative or visit our website at emergilite.com

